



# Field Epidemiology and Disease Surveillance Division (FEDSD)

## National Institute of Health (NIH), Islamabad

Phone: 051- 9255237, Email: [idsr-pak@nih.org.pk](mailto:idsr-pak@nih.org.pk)

### Weekly Bulletin: Integrated Disease Surveillance and Response (IDSR)

25<sup>th</sup> November 2021



#### Highlights of the Epi-Week 46 (15<sup>th</sup> – 21<sup>th</sup> November 2021)

##### Cumulative Information

- During this week, maximum cases reported were of ILI, Acute Diarrhea (Non Cholera), Malaria, SARI, ALRI <5 years, Typhoid, B. Diarrhea, suspected Cholera, Dengue & Rabies/Dog bite.
- In comparison with previous week i.e. Week-45, cases of ALRI <5 years, and Rabies/Dog bite have shown an upward trend while cases of remaining diseases depicted a downward or similar trend.
- Persistent reporting of Malaria and Dengue cases from Sindh, KP & Balochistan demand strong coordination among Health department & vector control program to carry out both human & vector surveillance to implement control measures accordingly.
- Cases of Measles, Meningitis, Pertussis, Diphtheria, Chickenpox & Mumps are on rise and regularly reported from KP, Balochistan, ICT and Sindh and warrant immediate attention of Immunization program to strengthen control the spread of VPDs.
- Sindh and KP are regularly reporting increased number of suspected Cholera demanding a vigilant investigation to find out the source to implement control measures accordingly.
- Persistent rise in cases of Rabies/ Dog bite from Sindh and KP need epidemiological investigations and response in One-Health perspective.

Figure 1: Most frequently reported cases during week 46, in comparison with previous weeks, Pakistan

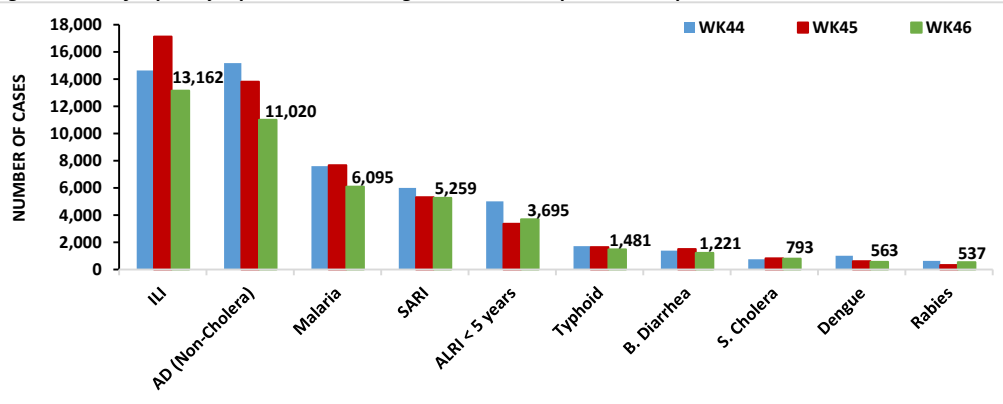


Table 1: Province/Area wise distribution of most frequently reported cases during week 46, Pakistan

Diseases	AJK	Balochistan	GB	ICT	KP	Sindh	Total
ILI	51	1,944	23	86	2,725	7,156	13,162
AD (Non-Cholera)	53	1,028	11	120	2,740	3,182	11,020
Malaria	0	663	0	9	1,029	1,928	6,095
SARI	1	410	13	117	974	87	5,259
ALRI < 5 years	31	221	42	239	909	1,760	3,695
Typhoid	2	173	6	9	331	229	1,481
B. Diarrhea	4	175	6	5	182	384	1,221
S. Cholera	0	49	8	0	206	228	793
Dengue	0	3	0	0	148	235	563
Rabies / Dog bite	0	20	0	0	281	57	537
VH (B, C & D)	0	13	0	0	36	221	363
Measles	0	25	0	1	33	31	194
AVH (A & E)	0	0	0	0	74	25	131
Chickenpox	1	14	0	7	18	7	51
Mumps	1	9	0	0	14	2	46
Pertussis	0	15	0	0	21	2	38
AFP	0	1	0	0	6	5	29
Diphtheria	0	1	0	0	1	0	16
Meningitis	0	1	0	0	2	4	7

##### Points of Attention

- Vaccine preventable diseases like Measles, Mumps, Chickenpox, Diphtheria, and Meningitis etc. need vigilant monitoring, verification, investigation, and strong coordination with EPI. **High risk areas within the districts which report cases persistently should be identified for more focused actions/ interventions.**
- Dog bite cases are regularly reported from Sindh, KP, and Balochistan. Persistent rise in these cases need epidemiological investigations and response in One-Health perspective. **Awareness sessions should be conducted in health facilities for clinical management, and timely referral to tertiary care hospital (if required). Availability of Rabies vaccine and immunoglobulin should be ensured at health facilities level in high risk areas. Moreover, strategies should be devised to reduce the rabies burden till 2030.**
- Increased cases of diarrhea are regularly reported from all parts of the country. It is proposed to enhance community awareness on water, sanitation and hygiene (WASH) practices. Furthermore, concerned departments should coordinate to reduce burden of illness.
- IDSR focal persons may share alert verification and outbreak investigation reports. This will help in furnishing details on disease burden, circulating pathogens and devising national strategies for prevention & control of diseases.

## Sindh

- Sindh reported maximum cases of ILI (n=7,156), AD (Non Cholera) (n=3,182), Malaria (n=1,928), ALRI <5 Years (n=1,760), B. diarrhea (n=384), Dengue (n=235), Typhoid (n=229), suspected Cholera (n=228), VH (B, C & D) (n=221) & SARI (n=87).
- District Ghotki reported the maximum cases of AD (Non Cholera), ALRI <5 years, ILI, Malaria & VH (B, C & D).
- District Hyderabad reported maximum cases of ILI, AD (Non Cholera), ALRI <5 years, S. Cholera, Dengue & Malaria.
- From Qamber, cases of AD (Non Cholera), Malaria and SARI were at maximum.
- From Karachi East, maximum cases reported were of AD (Non Cholera) and Malaria.
- From Karachi Malir, maximum cases reported were of AD (Non Cholera), ILI & ALRI <5 years.
- From Larkana, cases of AD (Non Cholera) & Malaria were at maximum.
- Naushahro Feroze reported cases of ILI, AD (Non Cholera), Malaria & ALRI <5 years at maximum.
- From Shikarpur, cases of AD (Non Cholera) have been reported at maximum.
- From Tharparkar, maximum cases of ILI, Malaria, AD (Non Cholera) & ALRI <5 years.
- From Thatta, cases of Malaria, ILI & AD (Non Cholera) were at maximum.
- Cases of VH (B, C & D) have been reported which need to be verified for contact tracing and further response activities.
- Cases of HIV/AIDS need immediate verification & further work up accordingly.
- This week, an abrupt decline in case trend observed for ILI, Dengue & Typhoid.

(Note: NR= Not Reported)

Figure 2: Most frequently reported cases during week 46, in comparison with previous weeks, Sindh

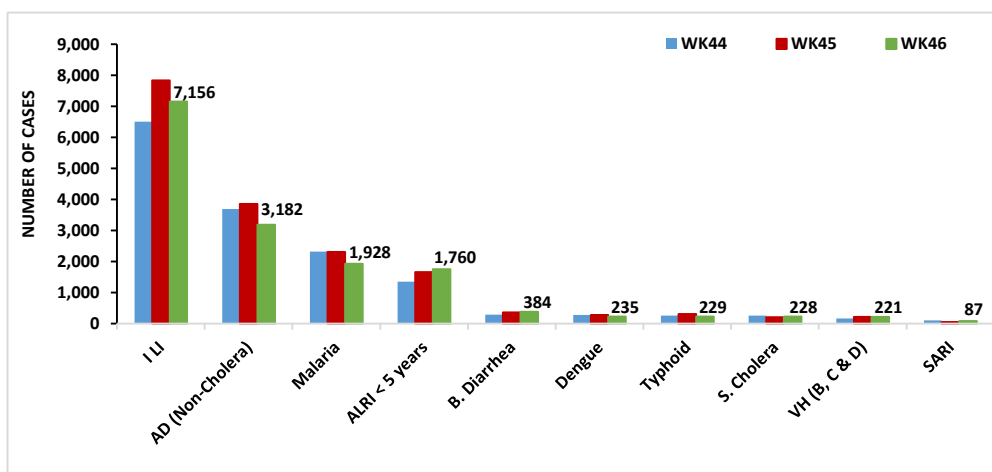
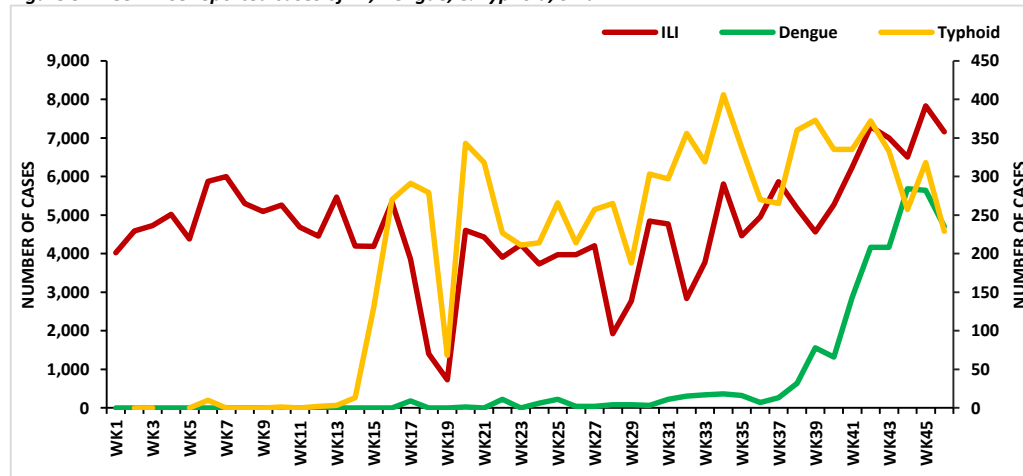


Table 2: District wise distribution of most frequently reported cases during week 46, Sindh

Diseases	Ghotki	Hyderabad	Qam-ber	Kar-East	Kar-Malir	Larkana	Naushahro Feroze	Shikarpur	Tharparkar	Thatta
ILI	143	4,285	0	10	254	0	676	0	1,617	171
AD (Non Cholera)	297	1,102	137	126	258	72	235	18	816	121
Malaria	139	119	83	44	37	76	159	3	950	318
ALRI<5years	258	773	44	5	123	16	94	0	388	59
B. Diarrhea	86	94	29	5	11	22	32	0	87	18
Dengue	0	154	0	1	14	0	0	0	66	0
Typhoid	37	26	5	2	19	10	44	0	69	17
S. Cholera	28	158	25	0	10	0	3	0	0	4
VH (B,C & D)	120	76	1	0	0	4	9	0	8	3
SARI	9	25	44	0	1	0	0	0	7	1
Rabies / Dog bite	45	NR	2	0	5	2	1	0	2	0
Measles	6	5	0	0	0	0	13	0	7	0
HIV/AIDS	0	NR	0	0	0	0	27	0	0	0
Gonorrhea	0	10	0	0	2	0	2	0	0	0
Chickenpox	0	NR	0	5	1	0	0	0	1	0
Meningitis	0	NR	0	0	0	0	0	0	4	0
Mumps	1	NR	0	0	1	0	0	0	0	0
Pertussis	0	NR	0	0	1	0	0	0	0	1

Figure 3: Week wise reported cases of ILI, Dengue, & Typhoid, Sindh



### Balochistan

- From Balochistan overall ILI (n=1,944), AD (Non Cholera) (n=1,028), Malaria (n=663), SARI (n=410), ALRI <5 years (n=221), B. diarrhea (n=175), Typhoid (n=173), CL (n=112), S. Cholera (n=49) and Measles (n=25) remained at maximum.
- District Kech reported maximum cases of ILI, AD (Non-Cholera), Malaria & SARI.
- District Khuzdar reported maximum cases of ILI, AD (Non-Cholera) & Malaria.
- District Killa Abdullah reported maximum cases of ILI & AD (Non Cholera).
- District Lasbela reported maximum cases for Malaria, AD (Non-Cholera) & ALRI <5 years.
- District Pishin reported more cases for AD (Non Cholera), ILI & B. diarrhea.
- District Quetta reported maximum cases for ILI & AD (Non-Cholera).
- Sibi reported maximum cases of ILI, AD (Non Cholera) & Malaria.
- District Zhob reported maximum cases of SARI, ILI & Malaria.
- Cases of Gonorrhea, Syphilis & Leprosy have been reported which need verification, immediate investigation, and response accordingly.
- In comparison with last week, cases of ILI had abrupt decline which is contrary to current situation. AD (Non Cholera) & Typhoid have shown a downward trend too.

Figure 4: Most frequently reported cases during week 46, in comparison with previous weeks, Balochistan

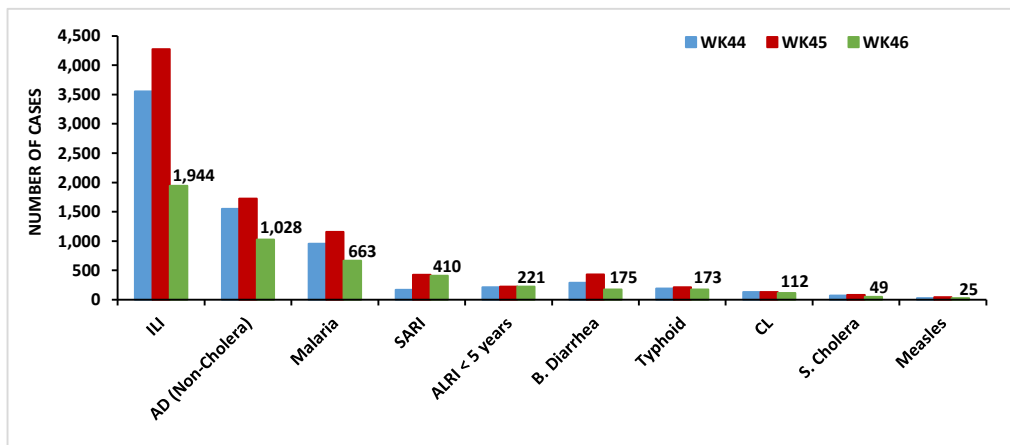
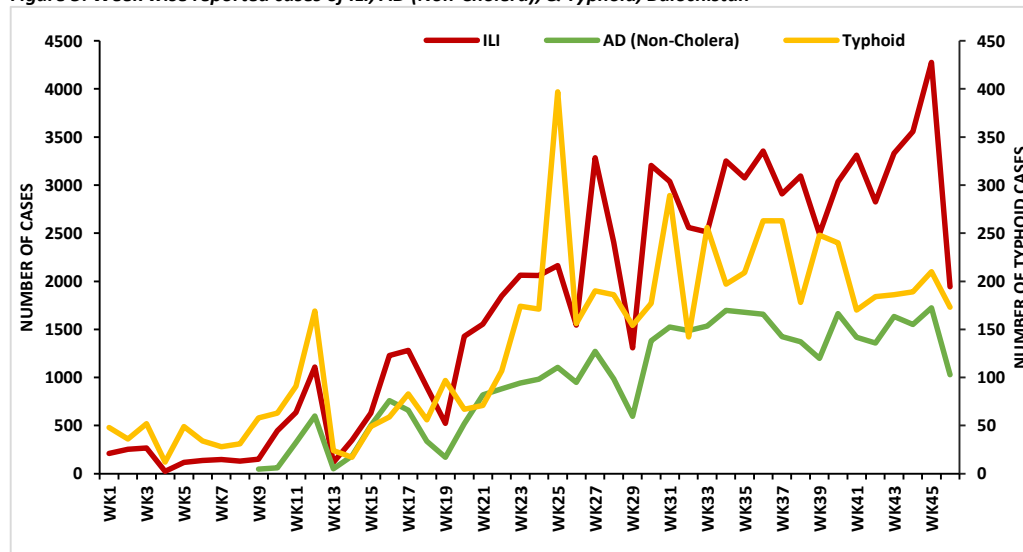


Table 3: District wise distribution of most frequently reported cases during week 46, Balochistan

Diseases	Kech (Turbat)	Khuzdar	Killa Abdullah	Lasbela	Pishin	Quetta	Sibi	Zhob	Total
ILI	628	111	356	34	36	417	148	214	1,944
AD (Non Cholera)	174	76	244	142	45	194	83	70	1,028
Malaria	129	58	9	284	12	8	65	98	663
SARI	98	8	NR	NR	0	0	7	217	410
ALRI < 5 years	41	14	NR	108	0	0	14	44	221
B. Diarrhea	25	26	NR	16	36	20	19	33	175
Typhoid	5	47	5	21	32	16	23	24	173
CL	0	5	37	17	13	33	5	2	112
S. Cholera	0	3	NR	25	0	0	11	10	49
Measles	0	7	10	8	0	0	0	0	25
Gonorrhea	0	16	NR	0	1	0	0	2	19
Pertussis	0	4	NR	0	0	0	1	10	15
Chickenpox	0	0	NR	4	0	0	10	0	14
Syphilis	0	0	NR	0	0	3	1	9	13
Mumps	0	0	NR	1	2	0	4	2	9
Leprosy	0	0	NR	0	0	0	0	6	6
Diphtheria	0	0	NR	0	0	0	0	1	1
Meningitis	0	0	1	0	0	0	0	0	1

Figure 5: Week wise reported cases of ILI, AD (Non-Cholera), & Typhoid, Balochistan



### Khyber Pakhtunkhwa (KP)

- KP reported cases of AD (Non Cholera) (n=2,740), ILI (n=2,725), Malaria (n=1,029), SARI (n=974), ALRI <5 years (n=909), Typhoid (n=331), Rabies/Dog bite (n=281), suspected Cholera (n=206), B. diarrhea (n=182) & Dengue (n=148) at maximum.
- District Abbottabad reported maximum cases of AD (Non-Cholera) & SARI.
- District Charsadda reported maximum cases of ILI & Malaria.
- District Haripur reported maximum cases of ILI, AD (Non-Cholera), ALRI <5 years & SARI.
- District Kohat reported maximum cases of ILI, AD (Non-Cholera), SARI & Malaria.
- District Lakki Marwat reported maximum cases of Malaria, AD (Non-Cholera), ALRI <5 years & ILI.
- District Malakand reported maximum cases of ILI, ALRI <5 years & AD (Non Cholera).
- District Swabi reported maximum cases of AD (Non Cholera), SARI, ILI, Rabies/Dog bite & ALRI <5 years.
- Weekly cases of ILI, and Typhoid have shown a decrease in trend this week while Dengue cases have inclined as compared to the last week i.e. week 45.
- Cases of Measles, Mumps, Pertussis, Diphtheria & Chickenpox have been reported demanding vigilant action to reduce burden of VPDs.
- Despite the fact that weather is changing, cases of Typhoid are on rise and reported from all reporting districts of KP. A Multisector coordinated approach is required to address this issue.

Figure 6: Most frequently reported cases during week 46, in comparison with pervious weeks, KP

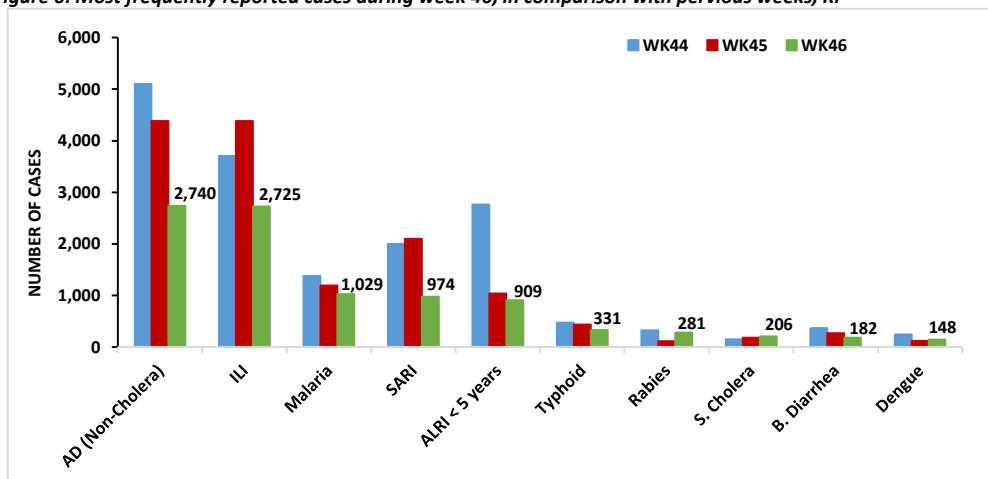
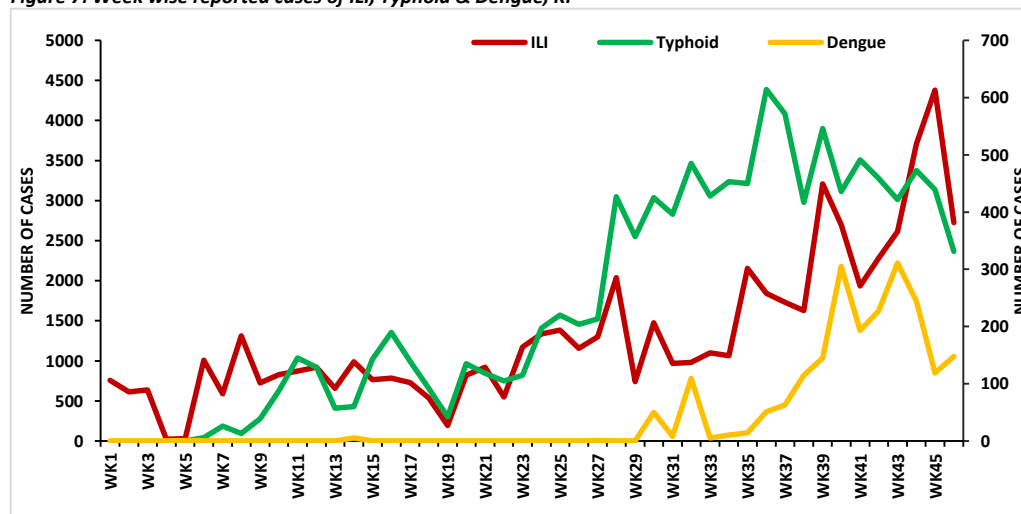


Table 4: District wise distribution of most frequently reported cases during week 46, KP

Diseases	Abbottabad	Charsadda	Haripur	Kohat	Lakki Marwat	Malakand	Swabi	Total
AD (Non-Cholera)	326	295	702	439	315	188	475	2,740
ILI	0	55	1,258	639	80	294	399	2,725
Malaria	0	79	34	213	567	68	68	1,029
SARI	45	37	91	290	23	25	463	974
ALRI < 5 years	22	7	129	54	234	290	173	909
Typhoid	11	55	58	43	56	22	86	331
Rabies / Dog bite	2	0	0	18	64	2	195	281
S. Cholera	3	6	47	76	6	15	53	206
B. Diarrhea	3	9	41	62	14	28	25	182
Dengue	0	0	60	29	43	0	16	148
AVH (A & E)	0	0	40	25	0	4	5	74
CL	0	0	0	13	25	2	1	41
Measles	0	0	16	2	9	4	2	33
Pertussis	0	0	0	0	4	0	17	21
Chickenpox	0	0	0	1	0	6	11	18
Mumps	0	0	2	0	7	2	3	14
Gonorrhea	0	0	0	0	2	4	0	6
Meningitis	0	0	0	0	0	0	2	2
NT	0	0	0	0	0	0	2	2
Diphtheria	0	0	0	0	1	0	0	1
Chikungunya	0	0	0	0	1	0	0	1
Brucellosis	0	1	0	0	0	0	0	1

Figure 7: Week wise reported cases of ILI, Typhoid & Dengue, KP



### Islamabad (ICT)

- From ICT, the most frequent reported diseases were ALRI <5 years (n=239), AD (Non-Cholera) (n=120), SARI (n=117), ILI (n=86), Typhoid (n=09), Malaria (n=09), Chickenpox (n=07), B. diarrhea (n=05) & Measles (n=01).
- During this week, a decrease in trend was observed for cases of AD (Non Cholera) & Typhoid while cases of ALRI <5 years have shown an upward trend as compared to previous week i.e. week 45.

(Note: ICT started reporting data on new format; therefore, data before week-26 is not shown in trend graph).

Figure 8: Most frequently reported cases during week 46, in comparison with pervious weeks, ICT

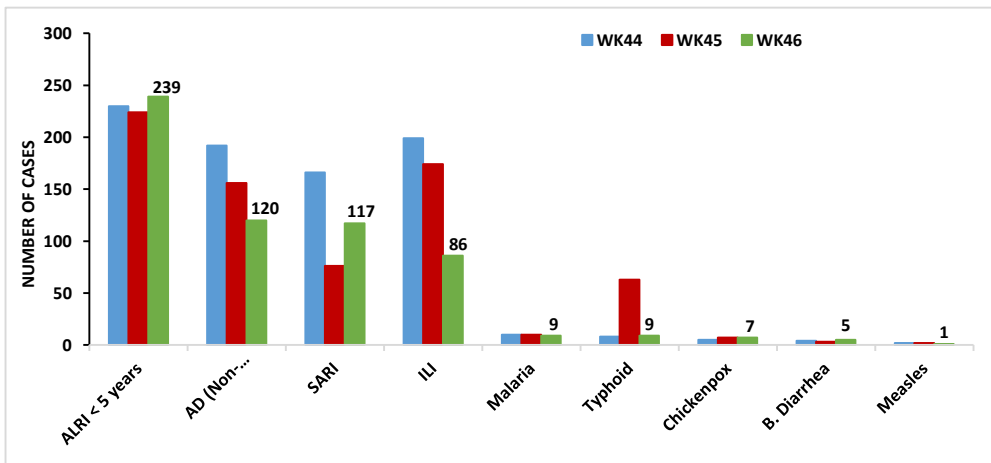


Figure 9: Week wise reported cases of ALRI <5 years, AD (Non-Cholera) & Typhoid, ICT

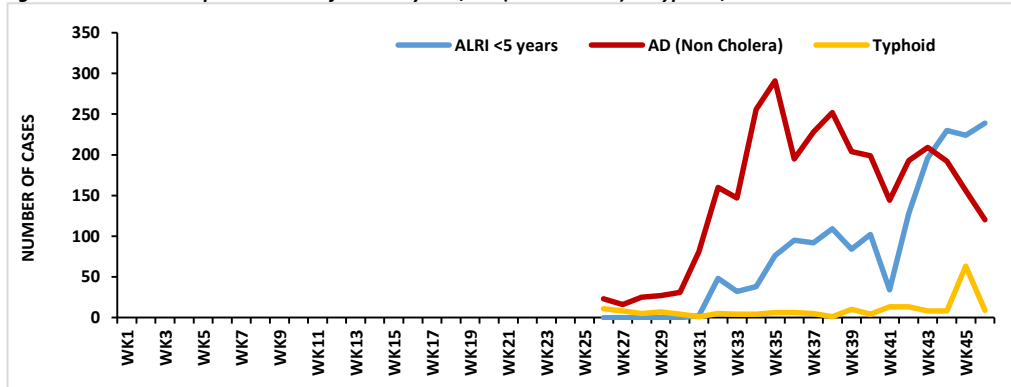


Figure 10: Most frequently reported cases during week 46, in comparison with pervious weeks, GB

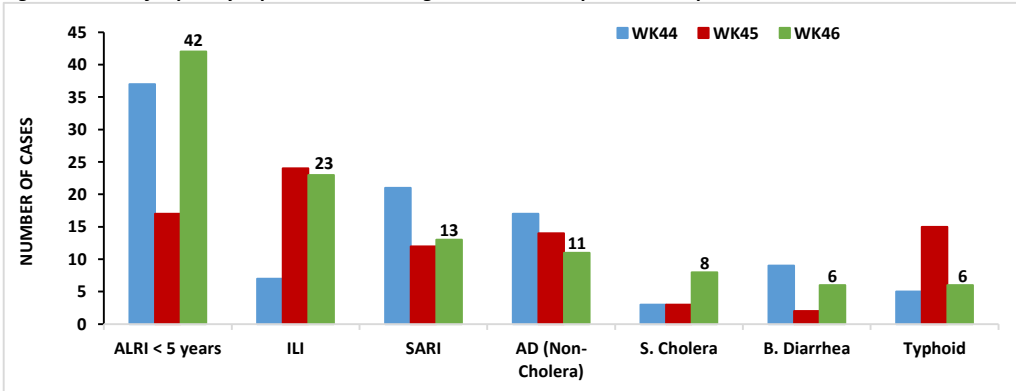
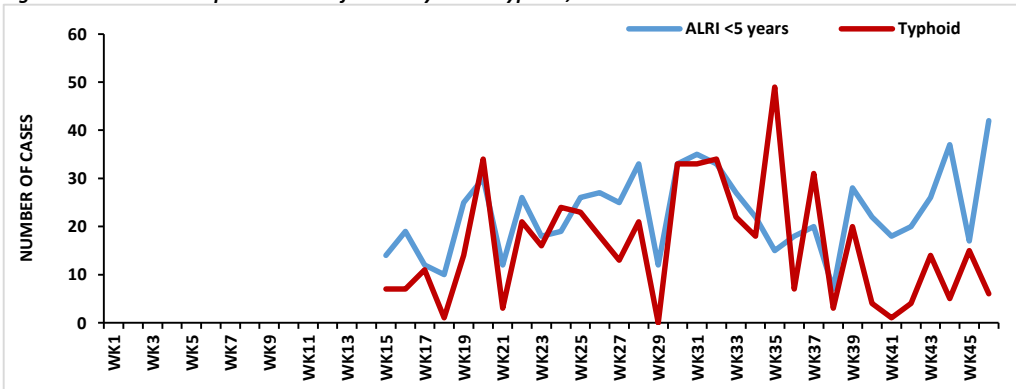


Figure 11: Week wise reported cases of ALRI <5 years & Typhoid, GB



### Gilgit Baltistan

- Gilgit- Baltistan reported cases of ALRI <5 years (n=42), ILI (n=23), SARI (n=13), AD (Non-Cholera) (n=11), suspected Cholera (n=08), B. diarrhea (n=06) & Typhoid (n=06) this week.
- Weekly trend for cases of ALRI <5 years depicted an upward trend as expected whereas cases of Typhoid declined as compared to previous week i.e. Week-45.

(Note: GB started reporting data on new format, therefore, data before week-15 is not shown in trend graph)

#### AJK

- This week district Mirpur reported cases of ILI & AD (Non Cholera) with a downward trend as compared to last week i.e. Week- 45.

#### IDSR Participating Districts

- This week hundred percent (%) data reported from Kohat, Lakki Marwat, CDA Islamabad & Killa Abdullah.
- Whereas Gwadar, and Umerkot did not upload their weekly data.
- District Swat reported data after agreed time (Tuesday).

Figure 12: Week wise reported cases of AD (Non Cholera) & ILI, AJK

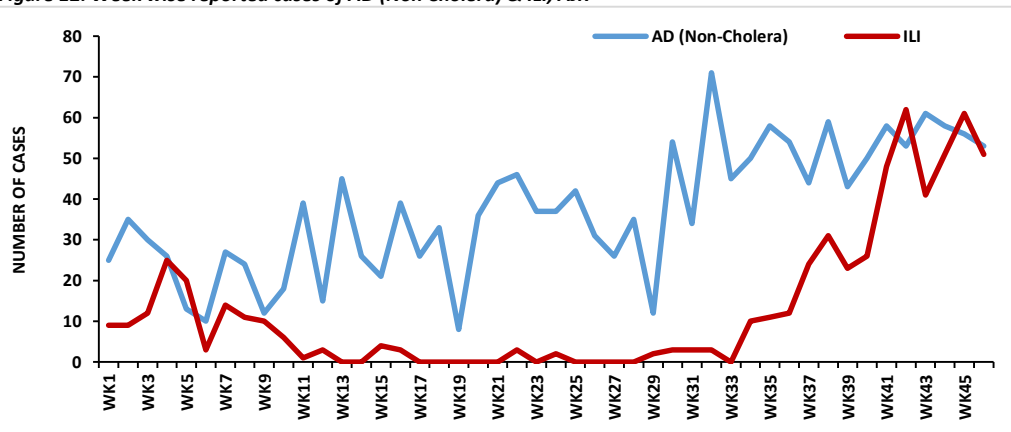


Table 5: IDSR reporting districts

Province	Districts	Total Number of Reporting Sites (ARS/Total)	Total Number of Sites that Reported (%)
Khyber Pakhtunkhwa	Haripur	69/69	60(87%)
	Kohat	59/59	59(100%)
	Abbottabad	110/110	91(83%)
	Charsadda	61/61	50(82%)
	Lakki Marwat	48/48	48(100%)
	Swat	77/77	24 (32%)
	Malakand	78/78	25 (32%)
Azad Jammu Kashmir	Swabi	63/63	55(88%)
	Mirpur	37/37	32(78%)
Islamabad Capital Territory	ICT	18/18	15(83%)
	CDA	5/12	5(100%)
Balochistan	Gwadar	24/24	0
	Kech	42/78	24(58%)
	Khuzdar	19/136	17 (90%)
	Killa Abdullah	24/50	24 (100%)
	Lasbella	83/83	79 (96%)
	Pishin	23/118	17 (74%)
	Quetta	22/77	18 (82%)
	Sibi	42/42	39 (93%)
	Zohb	37/37	20 (54%)
Gilgit Baltistan	Hunza	30/30	28(94%)
	Nagar	05/22	03(60%)
Sindh	Hyderabad	63/63	57 (91%)
	Karachi-East	14/14	13(93%)
	Karachi-Malir	43/43	21 (49%)
	Ghotki	58/58	33 (57%)
	Umerkot	30/118	0
	Naushahro Feroze	52/52	22 (43%)
	Tharparkar	85/236	74 (87%)
	Shikarpur	32/32	04 (13%)
	Thatta	27/50	06 (23%)
	Larkana	92/92	8 (9%)
	Qamber	92/92	20 (22%)

\*percentage = {Sites Reported data/Agreed Reporting Sites (ARS)}\*100